

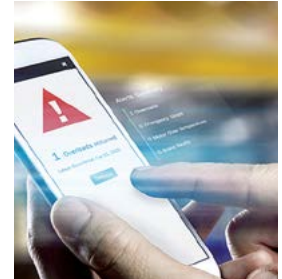




**KONECRANES M-SERIES  
OPEN WINCH CRANE**

# The modular masterpiece



The Konecranes M-series is heavy lifting redefined. It's the most compact and modular big winch in the business. Built in various sizes for even the most demanding processes, with Konecranes reliability. With our Core of Lifting components, the Konecranes M-series is a true modular masterpiece—powerful, smart and built for your needs.

# Facts at a glance



## In lifting, the core matters

- Built with core of lifting components for high performance and reliability

## Modular architecture

- Enables the best fit for your applications
- Built to meet your process needs

## Reliability embedded in the layout

- Flange mounted for better reliability

## Built for your process

- Advanced solutions and vast application expertise for various industries
- Modern controls with Smart Features, automated systems and connectivity

## Always at your service

- TRUCONNECT® offers real-time information to improve safety and productivity
- yourKONECRANES portal for fact-based decision making

## KONECRANES M-SERIES HOISTING SPEEDS (m/min)

				Rated Load (ton)												Rope reeving
Duty Class	EN	Duty cycles	CMAA	6,3	8	10	12,5	16	20	25	32	40	44	50	63	
	A9	2M	F	F	20	20	20	20	20	20	-	-	-	-	-	-
10					10	10	10	10	10	-	-	-	-	-	-	2x4
A8	1M	F	F	20	20	20	20	20	20	20	18	15	14	-	-	2x2
				10	10	10	10	10	10	10	10	10	-	10	10	2x4
A7	500K	E	E	20	20	20	20	20	20	20	18	15	14	-	-	2x2
				10	10	10	10	10	10	10	10	10	-	10	10	2x4
A6	250K	D	D	20	20	20	20	20	20	20	18	15	14	-	-	2x2
				10	10	10	10	10	10	10	10	10	-	10	10	2x4

## KONECRANES M-SERIES TROLLEY TRAVERSE SPEEDS (m/min)

All Duty Classes	STD	OPTIONS				
	20	25	32	40	50	61